



MPS-S












Stainless internal corner profile, provides an esthetic shift between ceramic surfaces by covering possible dirty view on the internal corners of the ceramic covered walls. It functions as water resistant tool on the surfaces that exposed to water like bathrooms and kitchens. Also, it is proper for use as skirting board in ceramic surfaces and between wall and floor. Stainless internal corner profile, contributes to the integrity of the place and provides a decorative image with different measure and colour options. It is a joining profile produced by 304 luxury-201 economic serie stainless steel.

Technical details

Material:	Stainless Steel
Height:	8, 10, 12, 14 mm
Width:	20 mm
Length:	2500 mm 2438 mm

Color options

-  Stainless Satin
-  Stainless Mirror
-  Super Mirror
-  Gold Satin
-  Gold Mirror
-  Copper Satin
-  Copper Mirror
-  Bronze Satin
-  Bronze Mirror
-  Anthracite Satin
-  Anthracite Mirror

